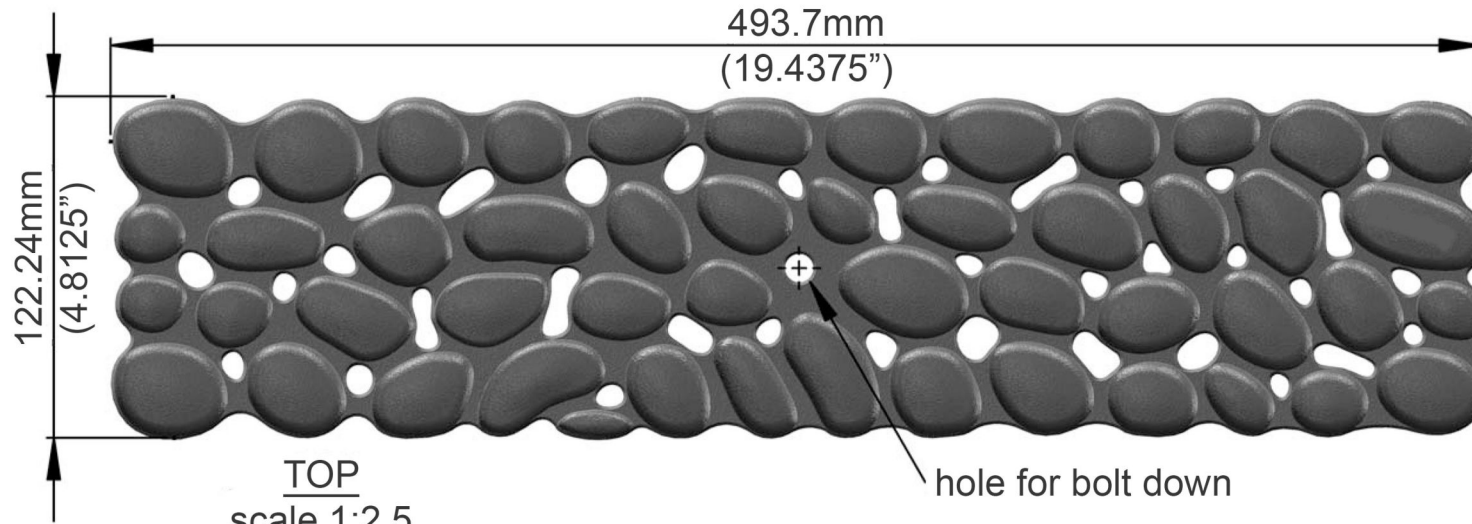




3 grates arrayed
scale 1:6






END
scale 1:2.5



EDGE
scale 1:2.5

20.6375mm
(0.8125")

 <p>IRON AGE DESIGNS www.ironagegrates.co.uk</p>	Pattern : Rock	Material : Cast Iron	Rock 494 x 122 mm Channel Grate River Rock trench drain	
	Finish : Natural Finish	Thickness : 20.6375	Drawing no : ROC-CG-494-122 Product no : CI112-494-122CG	
1. Due to casting inconsistencies all dimensions are nominal 2. No openings greater than 9.525 mm 3. Weight 11 pounds 4. Please discuss about channel drain options	Dimensions : 493,7 x 122,24	Units : mm	 <p>LATERAL DESIGN STUDIO www.lateraldesignstudio.co.uk</p>	Unit 5 Cotswold Business Park Millfield Lane Beds LU1 4AJ
	Load Class : N/A	Flow rate : 9%		
Copyright 2011-2016 Lateral Design Studio Limited. This drawing and subject matter disclosed therein, embody proprietary information which is the confidential property of Lateral Design Studio Ltd, none of which shall be copied, reproduced, disclosed to others, published or used, in whole or in part, without the express advanced written permission of a duly authorised agent of the company. This drawing is subject to recall by Lateral Design Studio Ltd.			 <p>ACID ANTI-COPYING IN DESIGN</p>	